

學校收入支出分析

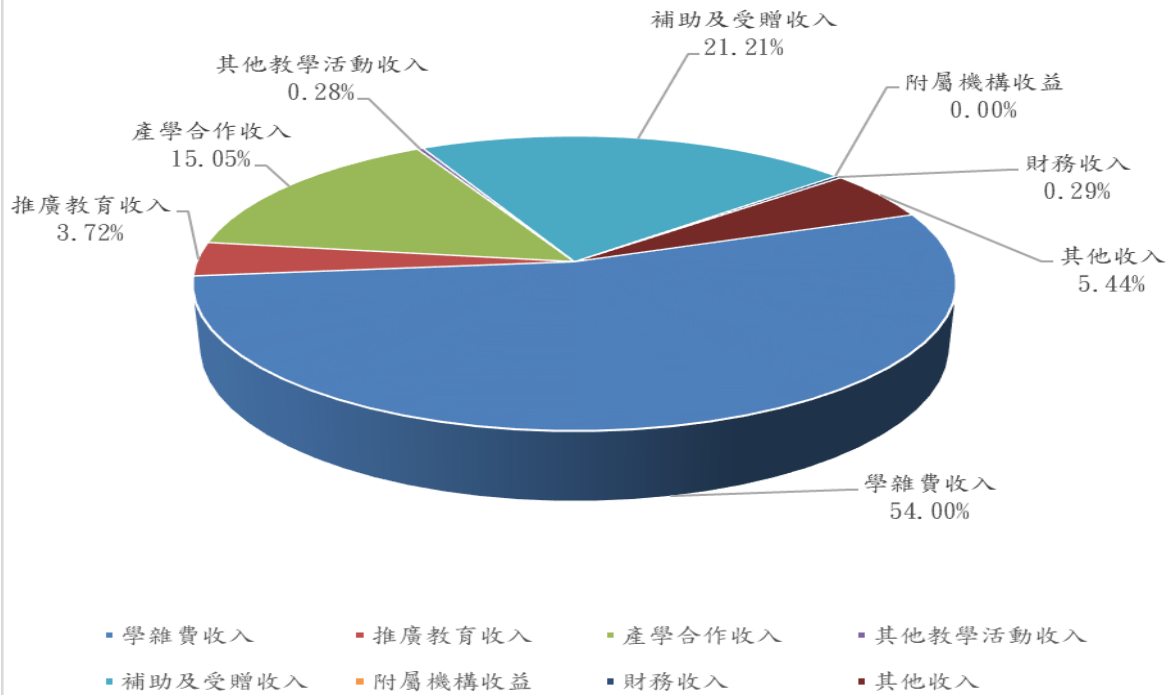
1. 近 3 年學校收入分析(107-109)

項目/學年度	107		108		109	
	元	百分比	元	百分比	元	百分比
學雜費收入	1,627,780,011	50.19%	1,626,614,318	51.93%	1,651,250,026	54.00%
學費收入	1,236,000,480	38.11%	1,236,657,748	39.48%	1,256,275,740	41.09%
雜費收入	361,020,163	11.13%	359,173,372	11.47%	363,292,819	11.88%
實習實驗費收入	30,759,368	0.95%	30,783,198	0.98%	31,681,467	1.04%
推廣教育收入	145,514,576	4.49%	128,826,978	4.11%	113,890,589	3.72%
產學合作收入	557,852,553	17.20%	524,395,355	16.74%	460,211,270	15.05%
其他教學活動收入	55,897,460	1.72%	28,950,373	0.92%	8,678,223	0.28%
補助及受贈收入	586,118,625	18.07%	616,068,502	19.67%	648,477,075	21.21%
補助收入	448,571,519	13.83%	476,019,958	15.20%	483,214,732	15.80%
受贈收入	137,547,106	4.24%	140,048,544	4.47%	165,262,343	5.40%
附屬機構收益	0	0.00%	0	0.00%	0	0.00%
財務收入	13,282,822	0.41%	12,748,279	0.41%	8,768,878	0.29%
利息收入	11,135,091	0.34%	11,310,595	0.36%	7,253,361	0.24%
投資收益	1,482,211	0.05%	721,902	0.02%	778,635	0.03%
基金收益	665,520	0.02%	715,782	0.02%	736,882	0.02%
其他收入	256,691,767	7.91%	194,878,976	6.22%	166,445,110	5.44%
財產交易賸餘	37,316,454	1.15%	0	0.00%	0	0.00%
試務費收入	10,031,600	0.31%	10,485,831	0.33%	10,492,681	0.34%
住宿費收入	109,080,482	3.36%	103,943,399	3.32%	97,442,855	3.19%
雜項收入	100,263,231	3.09%	80,449,746	2.57%	58,509,574	1.91%
合 計	3,243,137,814	100.00%	3,132,482,781	100.00%	3,057,721,171	100.00%

※詳細資料請參閱本校年度財務報表，網址：

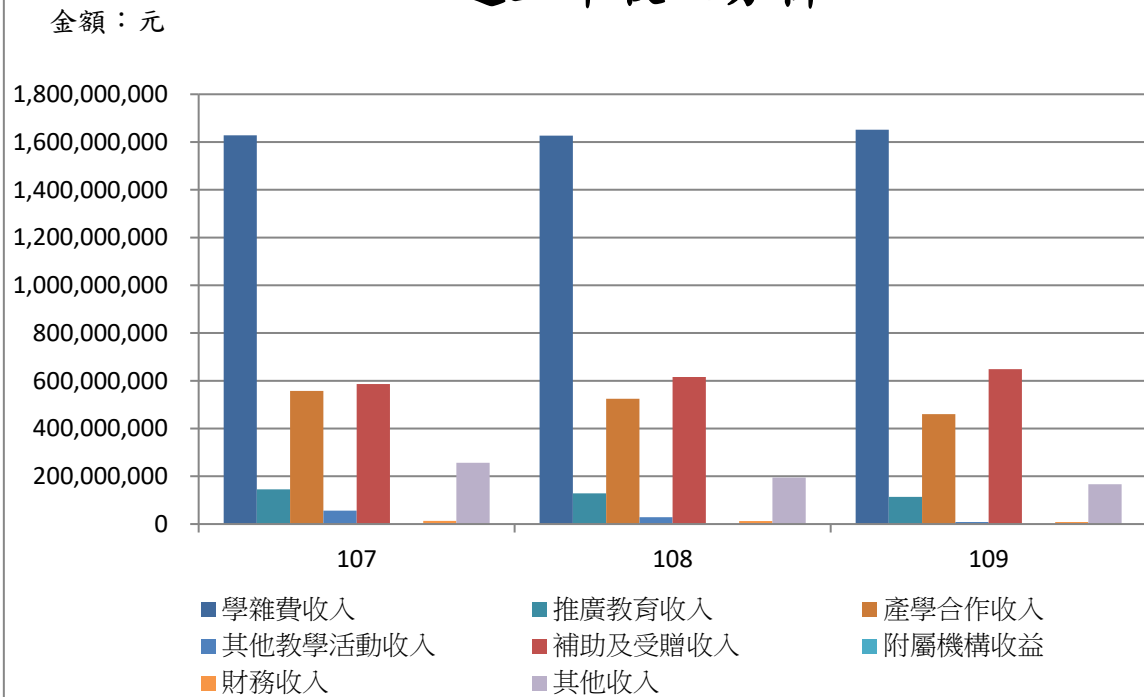
<https://acct.cycu.edu.tw/財務報表/>

109學年度收入結構



109 學年度收入結構

近三年收入分析



近三年收入分析(107-109)

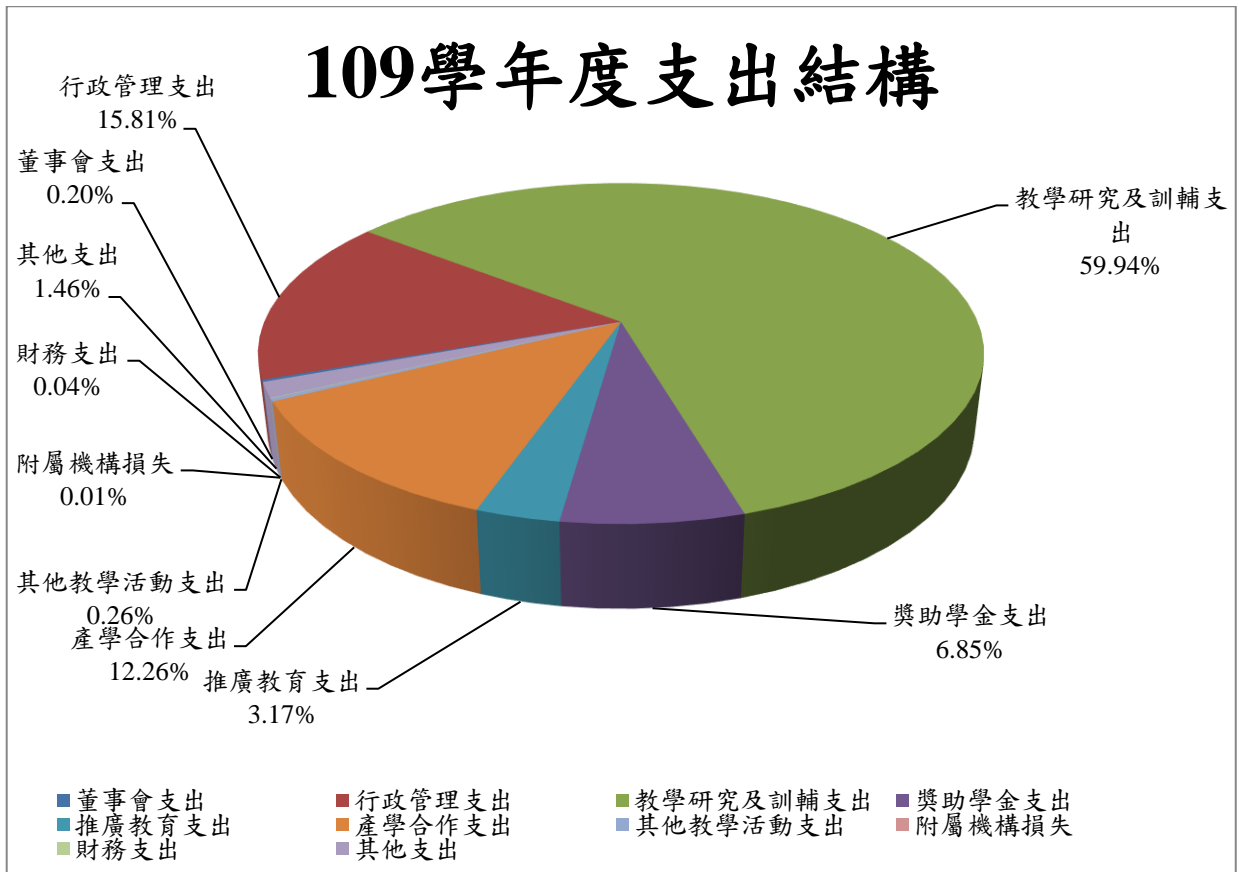
2. 近 3 年學校支出分析(107-109)

項目/學年度	107		108		109	
	元	百分比	元	百分比	元	百分比
董事會支出	5,499,070	0.18%	5,289,501	0.17%	6,070,906	0.20%
人事費	4,426,185	0.14%	4,442,546	0.15%	4,192,611	0.14%
業務費	427,636	0.01%	411,015	0.01%	1,029,055	0.03%
維護費	0	0.00%	0	0.00%	0	0.00%
退休撫卹費	87,701	0.00%	80,518	0.00%	80,916	0.00%
出席及交通費	553,000	0.02%	326,000	0.01%	726,000	0.02%
折舊及攤銷	4,548	0.00%	29,422	0.00%	42,324	0.00%
行政管理支出	454,561,831	14.52%	462,403,658	15.15%	481,094,917	15.81%
人事費	338,405,216	10.81%	348,558,985	11.42%	359,225,114	11.81%
業務費	52,331,390	1.67%	51,448,482	1.69%	47,121,300	1.55%
維護費	14,549,896	0.46%	7,562,901	0.25%	9,941,850	0.33%
退休撫卹費	21,212,529	0.68%	21,750,312	0.71%	23,143,722	0.76%
折舊及攤銷	28,062,800	0.90%	33,082,978	1.08%	41,662,931	1.37%
教學研究及訓輔支出	1,802,870,647	57.57%	1,756,134,262	57.55%	1,823,932,198	59.94%
人事費	849,781,030	27.14%	857,517,319	28.10%	860,758,258	28.29%
業務費	543,805,574	17.36%	539,350,064	17.68%	555,741,222	18.26%
維護費	66,747,981	2.13%	71,725,289	2.35%	101,374,039	3.33%
退休撫卹費	30,254,526	0.97%	30,427,935	1.00%	31,994,470	1.05%
折舊及攤銷	312,281,536	9.97%	257,113,655	8.43%	274,064,209	9.01%
獎助學金支出	191,201,392	6.11%	194,023,371	6.36%	208,442,452	6.85%
獎學金支出	35,988,031	1.15%	35,829,113	1.17%	42,529,820	1.40%
政府補助	12,697,045	0.41%	14,055,538	0.46%	17,482,377	0.57%
校內補助	12,083,416	0.39%	11,460,720	0.38%	13,106,790	0.43%
民間捐助	11,207,570	0.36%	10,312,855	0.34%	11,940,653	0.39%
助學金支出	155,213,361	4.96%	158,194,258	5.18%	165,912,632	5.45%
政府補助	47,882,625	1.53%	35,174,745	1.15%	36,160,023	1.19%
校內補助	95,444,963	3.05%	109,627,722	3.59%	111,031,171	3.65%
民間捐助	11,885,773	0.38%	13,391,791	0.44%	18,721,438	0.62%
推廣教育支出	120,640,787	3.85%	97,607,441	3.20%	96,452,745	3.17%
人事費	69,685,607	2.23%	67,468,513	2.21%	71,404,313	2.35%
業務費	47,580,689	1.52%	27,302,138	0.89%	21,734,338	0.71%
維護費	1,178,567	0.04%	544,680	0.02%	595,018	0.02%

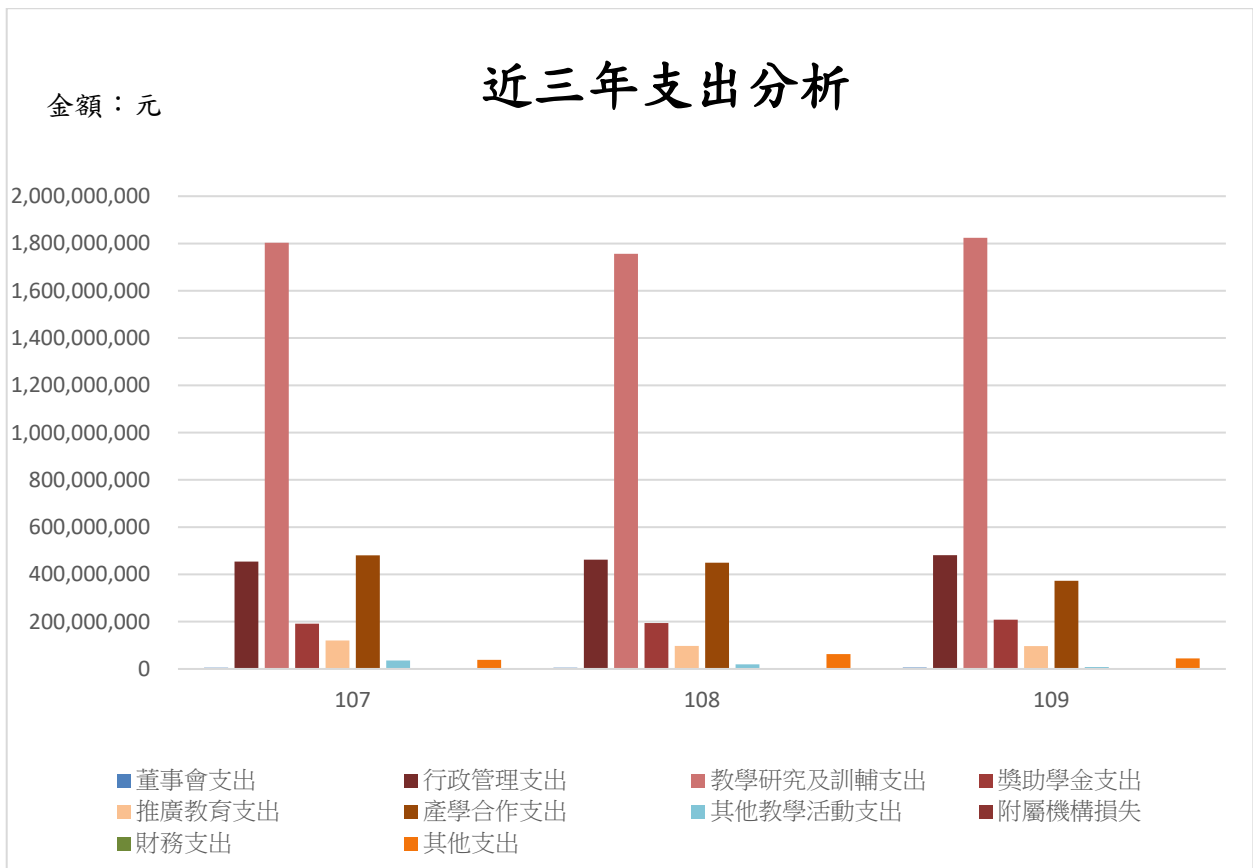
項目/學年度	107		108		109	
	元	百分比	元	百分比	元	百分比
退休撫卹費	883,720	0.03%	925,410	0.03%	1,163,978	0.04%
折舊及攤銷	1,312,204	0.04%	1,366,700	0.04%	1,555,098	0.05%
產學合作支出	480,658,062	15.35%	449,373,542	14.73%	372,969,799	12.26%
人事費	231,959,980	7.41%	217,533,456	7.13%	214,643,472	7.05%
業務費	212,852,936	6.80%	198,933,014	6.52%	126,489,530	4.16%
維護費	690,762	0.02%	0	0.00%	28,000	0.00%
折舊及攤銷	35,154,384	1.12%	32,907,072	1.08%	31,808,797	1.05%
其他教學活動支出	35,866,114	1.15%	19,813,386	0.65%	7,877,615	0.26%
人事費	15,166,923	0.48%	9,834,679	0.32%	6,624,961	0.22%
業務費	20,699,191	0.66%	9,978,707	0.33%	1,252,654	0.04%
附屬機構損失	307,528	0.01%	2,441,507	0.08%	437,222	0.01%
財務支出	1,385,001	0.04%	1,388,795	0.05%	1,209,274	0.04%
利息費用	1,385,001	0.04%	1,388,795	0.05%	1,209,274	0.04%
投資損失	0	0.00%	0	0.00%	0	0.00%
其他支出	38,670,859	1.23%	62,938,145	2.06%	44,293,406	1.46%
試務費支出	7,677,217	0.25%	7,505,256	0.25%	7,658,944	0.25%
財產交易短絀	19,174,300	0.61%	39,100,967	1.28%	26,428,911	0.87%
超額年金給付	4,722,546	0.15%	5,435,420	0.18%	6,097,710	0.20%
雜項支出	7,096,796	0.23%	10,896,502	0.36%	4,107,841	0.14%
合 計	3,131,661,291	100.00%	3,051,413,608	100.00%	3,042,780,534	100.00%

※詳細資料請參閱本校年度財務報表，網址：

<https://acct.cycu.edu.tw/財務報表/>



109 學年度支出結構



近三年支出分析(107-109)

