

學校收入支出分析

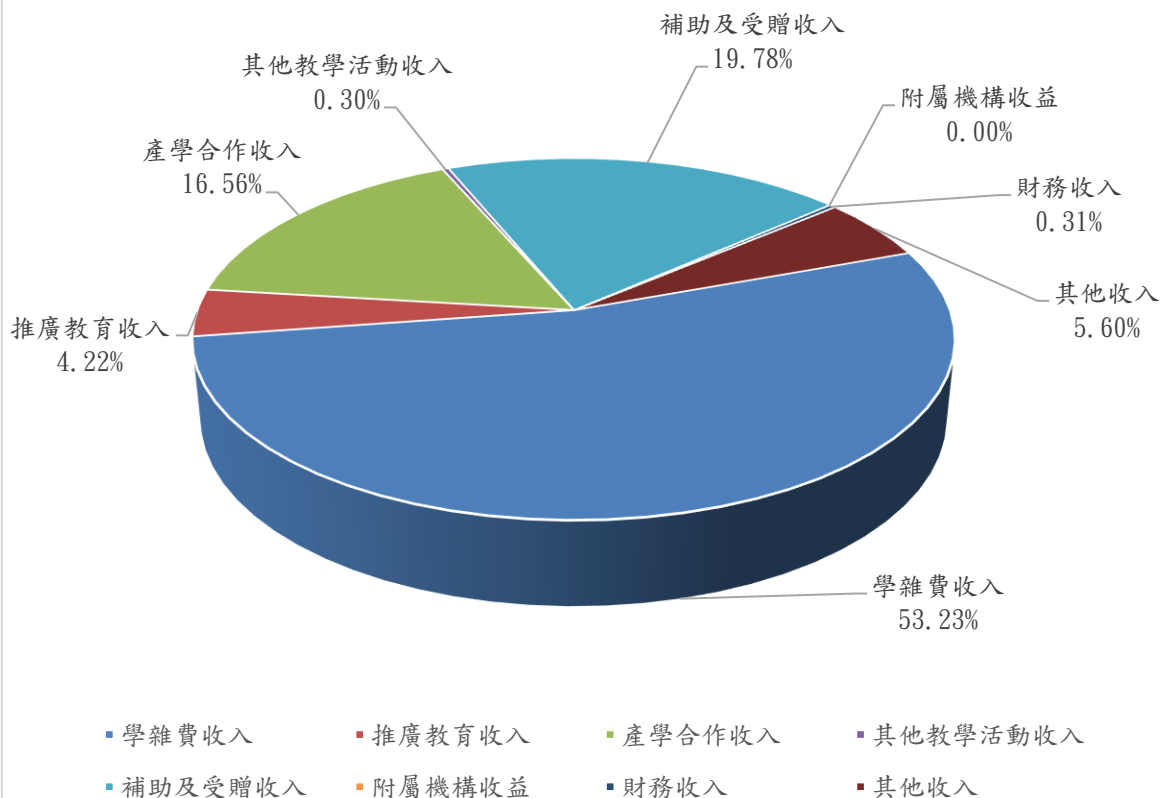
1. 近 3 年學校收入分析(108-110)

項目/學年度	108		109		110	
	元	百分比	元	百分比	元	百分比
學雜費收入	1,626,614,318	51.93%	1,651,250,026	54.00%	1,677,281,096	53.23%
學費收入	1,236,657,748	39.48%	1,256,275,740	41.09%	1,275,903,884	40.49%
雜費收入	359,173,372	11.47%	363,292,819	11.88%	368,792,979	11.70%
實習實驗費收入	30,783,198	0.98%	31,681,467	1.04%	32,584,233	1.03%
推廣教育收入	128,826,978	4.11%	113,890,589	3.72%	132,894,845	4.22%
產學合作收入	524,395,355	16.74%	460,211,270	15.05%	521,821,905	16.56%
其他教學活動收入	28,950,373	0.92%	8,678,223	0.28%	9,533,019	0.30%
補助及受贈收入	616,068,502	19.67%	648,477,075	21.21%	623,409,908	19.78%
補助收入	476,019,958	15.20%	483,214,732	15.80%	501,934,083	15.93%
受贈收入	140,048,544	4.47%	165,262,343	5.40%	121,475,825	3.85%
附屬機構收益	0	0.00%	0	0.00%	0	0.00%
財務收入	12,748,279	0.41%	8,768,878	0.29%	9,749,966	0.31%
利息收入	11,310,595	0.36%	7,253,361	0.24%	7,060,437	0.22%
投資收益	721,902	0.02%	778,635	0.03%	2,157,266	0.07%
基金收益	715,782	0.02%	736,882	0.02%	532,263	0.02%
其他收入	194,878,976	6.22%	166,445,110	5.44%	176,556,467	5.60%
財產交易賸餘	0	0.00%	0	0.00%	1,748,376	0.06%
試務費收入	10,485,831	0.33%	10,492,681	0.34%	10,340,781	0.33%
住宿費收入	103,943,399	3.32%	97,442,855	3.19%	98,425,277	3.12%
雜項收入	80,449,746	2.57%	58,509,574	1.91%	66,042,033	2.10%
合 計	3,132,482,781	100.00%	3,057,721,171	100.00%	3,151,247,206	100.00%

※詳細資料請參閱本校年度財務報表，網址：

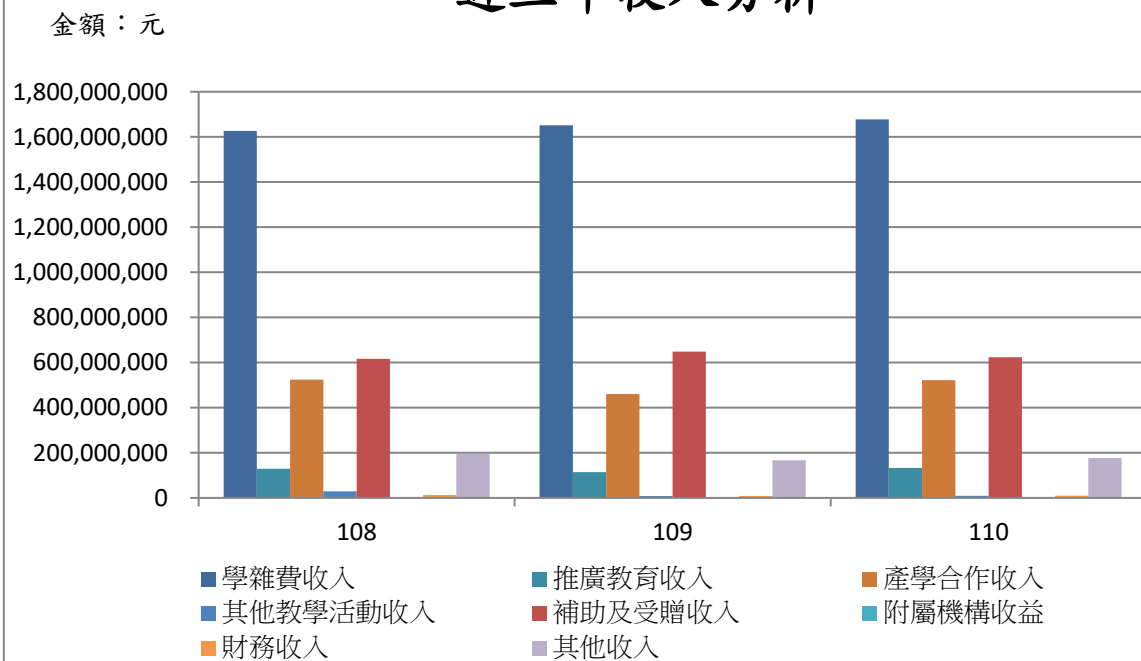
<https://acct.cycu.edu.tw/財務報表/>

110學年度收入結構



110 學年度收入結構

近三年收入分析



近三年收入分析(108-110)

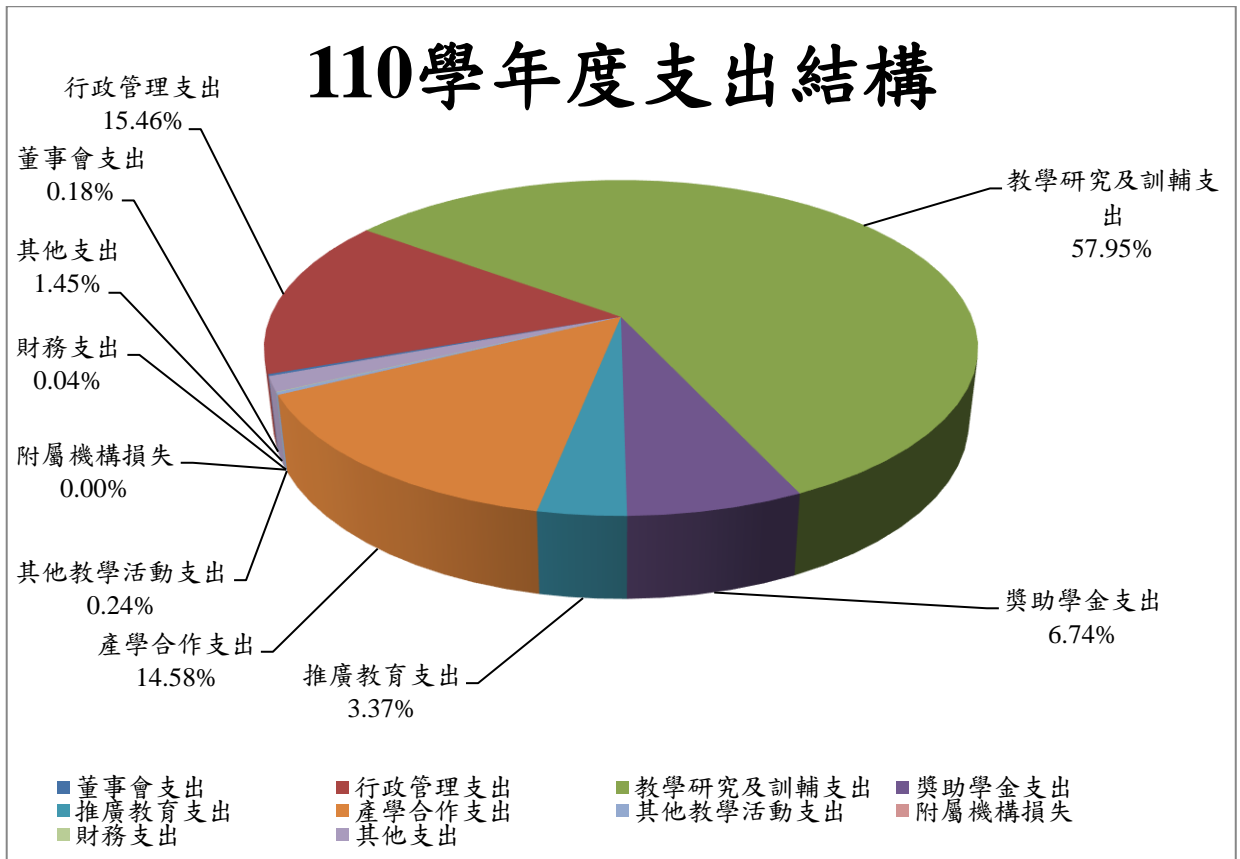
2.近 3 年學校支出分析(108-110)

項目/學年度	108		109		110	
	元	百分比	元	百分比	元	百分比
董事會支出	5,289,501	0.17%	6,070,906	0.20%	5,425,924	0.18%
人事費	4,442,546	0.15%	4,192,611	0.14%	3,668,884	0.12%
業務費	411,015	0.01%	1,029,055	0.03%	1,082,798	0.04%
維護費	0	0.00%	0	0.00%	0	0.00%
退休撫卹費	80,518	0.00%	80,916	0.00%	85,912	0.00%
出席及交通費	326,000	0.01%	726,000	0.02%	386,000	0.01%
折舊及攤銷	29,422	0.00%	42,324	0.00%	202,330	0.01%
行政管理支出	462,403,658	15.15%	481,094,917	15.81%	474,183,280	15.46%
人事費	348,558,985	11.42%	359,225,114	11.81%	363,470,177	11.85%
業務費	51,448,482	1.69%	47,121,300	1.55%	41,036,535	1.34%
維護費	7,562,901	0.25%	9,941,850	0.33%	8,684,344	0.28%
退休撫卹費	21,750,312	0.71%	23,143,722	0.76%	20,990,514	0.68%
折舊及攤銷	33,082,978	1.08%	41,662,931	1.37%	40,001,710	1.30%
教學研究及訓輔支出	1,756,134,262	57.55%	1,823,932,198	59.94%	1,777,249,611	57.95%
人事費	857,517,319	28.10%	860,758,258	28.29%	881,299,524	28.74%
業務費	539,350,064	17.68%	555,741,222	18.26%	534,826,711	17.44%
維護費	71,725,289	2.35%	101,374,039	3.33%	63,058,844	2.06%
退休撫卹費	30,427,935	1.00%	31,994,470	1.05%	32,312,339	1.05%
折舊及攤銷	257,113,655	8.43%	274,064,209	9.01%	265,752,193	8.67%
獎助學金支出	194,023,371	6.36%	208,442,452	6.85%	206,673,849	6.74%
獎學金支出	35,829,113	1.17%	42,529,820	1.40%	41,043,657	1.34%
政府補助	14,055,538	0.46%	17,482,377	0.57%	17,570,533	0.57%
校內補助	11,460,720	0.38%	13,106,790	0.43%	10,813,247	0.35%
民間捐助	10,312,855	0.34%	11,940,653	0.39%	12,659,877	0.41%
助學金支出	158,194,258	5.18%	165,912,632	5.45%	165,630,192	5.40%
政府補助	35,174,745	1.15%	36,160,023	1.19%	41,435,129	1.35%
校內補助	109,627,722	3.59%	111,031,171	3.65%	106,773,034	3.48%
民間捐助	13,391,791	0.44%	18,721,438	0.62%	17,422,029	0.57%
推廣教育支出	97,607,441	3.20%	96,452,745	3.17%	103,363,366	3.37%
人事費	67,468,513	2.21%	71,404,313	2.35%	75,915,550	2.48%
業務費	27,302,138	0.89%	21,734,338	0.71%	23,750,658	0.77%
維護費	544,680	0.02%	595,018	0.02%	145,400	0.00%

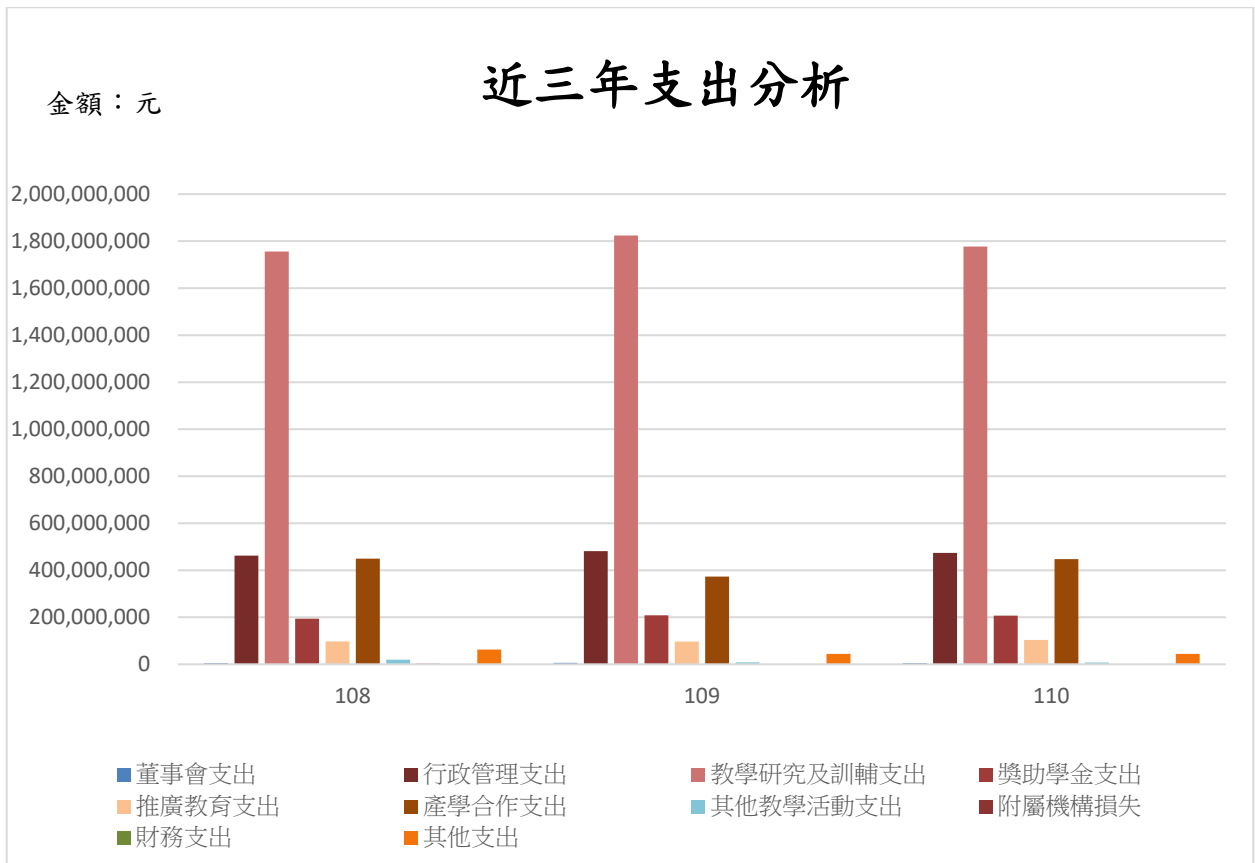
項目/學年度	108		109		110	
	元	百分比	元	百分比	元	百分比
退休撫卹費	925,410	0.03%	1,163,978	0.04%	1,339,642	0.04%
折舊及攤銷	1,366,700	0.04%	1,555,098	0.05%	2,212,116	0.07%
產學合作支出	449,373,542	14.73%	372,969,799	12.26%	447,030,334	14.58%
人事費	217,533,456	7.13%	214,643,472	7.05%	229,757,119	7.49%
業務費	198,933,014	6.52%	126,489,530	4.16%	186,148,057	6.07%
維護費	0	0.00%	28,000	0.00%	0	0.00%
折舊及攤銷	32,907,072	1.08%	31,808,797	1.05%	31,125,158	1.01%
其他教學活動支出	19,813,386	0.65%	7,877,615	0.26%	7,331,173	0.24%
人事費	9,834,679	0.32%	6,624,961	0.22%	5,980,564	0.20%
業務費	9,978,707	0.33%	1,252,654	0.04%	1,350,609	0.04%
附屬機構損失	2,441,507	0.08%	437,222	0.01%	41,977	0.00%
財務支出	1,388,795	0.05%	1,209,274	0.04%	1,209,639	0.04%
利息費用	1,388,795	0.05%	1,209,274	0.04%	1,209,639	0.04%
投資損失	0	0.00%	0	0.00%	0	0.00%
其他支出	62,938,145	2.06%	44,293,406	1.46%	44,351,382	1.45%
試務費支出	7,505,256	0.25%	7,658,944	0.25%	6,407,511	0.21%
財產交易短絀	39,100,967	1.28%	26,428,911	0.87%	29,440,472	0.96%
超額年金給付	5,435,420	0.18%	6,097,710	0.20%	7,125,466	0.23%
雜項支出	10,896,502	0.36%	4,107,841	0.14%	1,377,933	0.04%
合 計	3,051,413,608	100.00%	3,042,780,534	100.00%	3,066,860,535	100.00%

※詳細資料請參閱本校年度財務報表，網址：

<https://acct.cycu.edu.tw/財務報表/>



110 學年度支出結構



近三年支出分析(108-110)