

學校收入支出分析

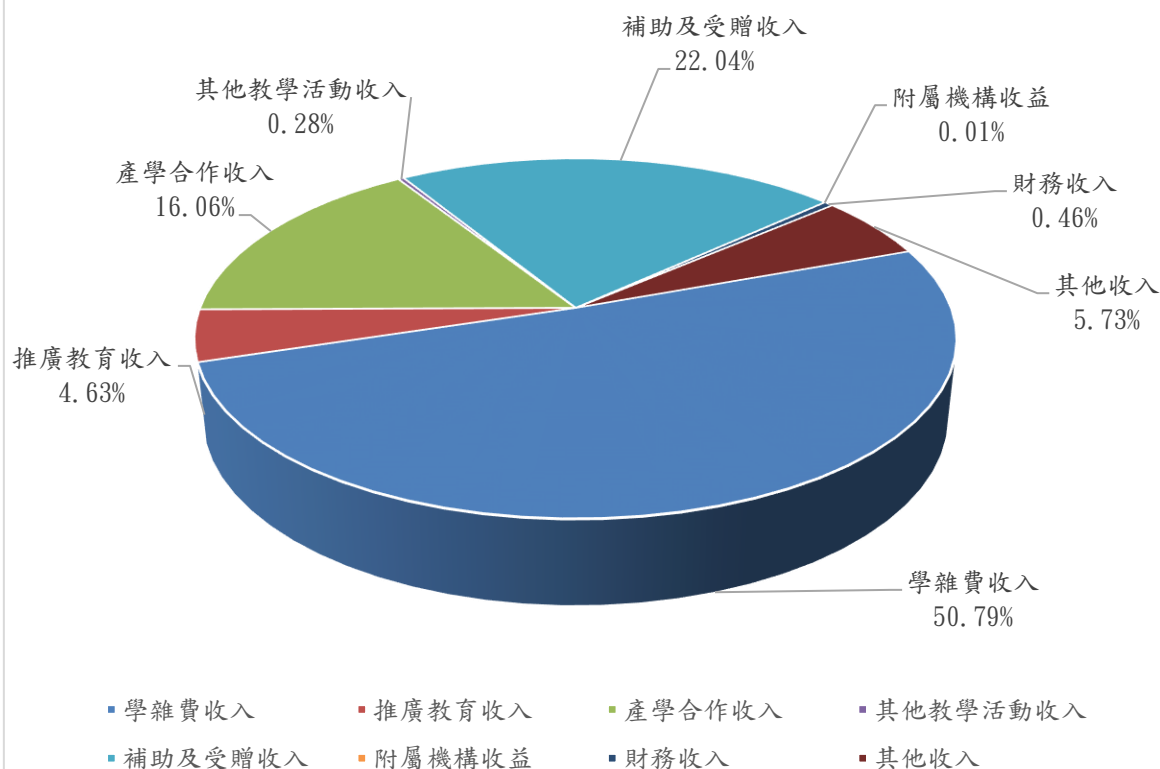
1. 近 3 年學校收入分析(109-111)

項目/學年度	109		110		111	
	元	百分比	元	百分比	元	百分比
學雜費收入	1,651,250,026	54.00%	1,677,281,096	53.23%	1,703,690,073	50.79%
學費收入	1,256,275,740	41.09%	1,275,903,884	40.49%	1,297,175,864	38.67%
雜費收入	363,292,819	11.88%	368,792,979	11.70%	374,177,811	11.15%
實習實驗費收入	31,681,467	1.04%	32,584,233	1.03%	32,336,398	0.97%
推廣教育收入	113,890,589	3.72%	132,894,845	4.22%	155,471,114	4.63%
產學合作收入	460,211,270	15.05%	521,821,905	16.56%	538,706,070	16.06%
其他教學活動收入	8,678,223	0.28%	9,533,019	0.30%	9,515,529	0.28%
補助及受贈收入	648,477,075	21.21%	623,409,908	19.78%	739,209,452	22.04%
補助收入	483,214,732	15.80%	501,934,083	15.93%	597,151,602	17.80%
受贈收入	165,262,343	5.40%	121,475,825	3.85%	142,057,850	4.24%
附屬機構收益	0	0.00%	0	0.00%	337,123	0.01%
財務收入	8,768,878	0.29%	9,749,966	0.31%	15,411,991	0.46%
利息收入	7,253,361	0.24%	7,060,437	0.22%	13,706,073	0.41%
投資收益	778,635	0.03%	2,157,266	0.07%	951,529	0.03%
基金收益	736,882	0.02%	532,263	0.02%	754,389	0.02%
其他收入	166,445,110	5.44%	176,556,467	5.60%	192,346,516	5.73%
財產交易賸餘	0	0.00%	1,748,376	0.06%	0	0.00%
試務費收入	10,492,681	0.34%	10,340,781	0.33%	9,261,565	0.28%
住宿費收入	97,442,855	3.19%	98,425,277	3.12%	100,673,304	3.00%
雜項收入	58,509,574	1.91%	66,042,033	2.10%	82,411,647	2.45%
合 計	3,057,721,171	100.00%	3,151,247,206	100.00%	3,354,687,868	100.00%

※詳細資料請參閱本校年度財務報表，網址：

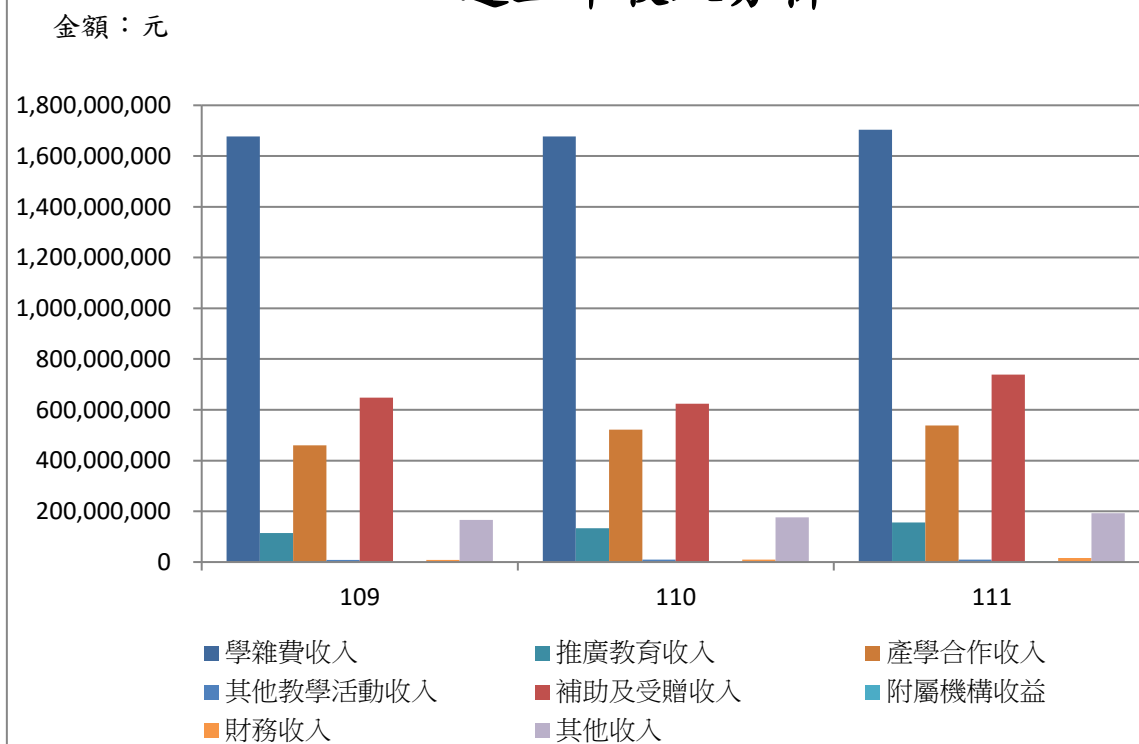
<https://acct.cycu.edu.tw/財務報表/>

111學年度收入結構



111 學年度收入結構

近三年收入分析



近三年收入分析(109-111)

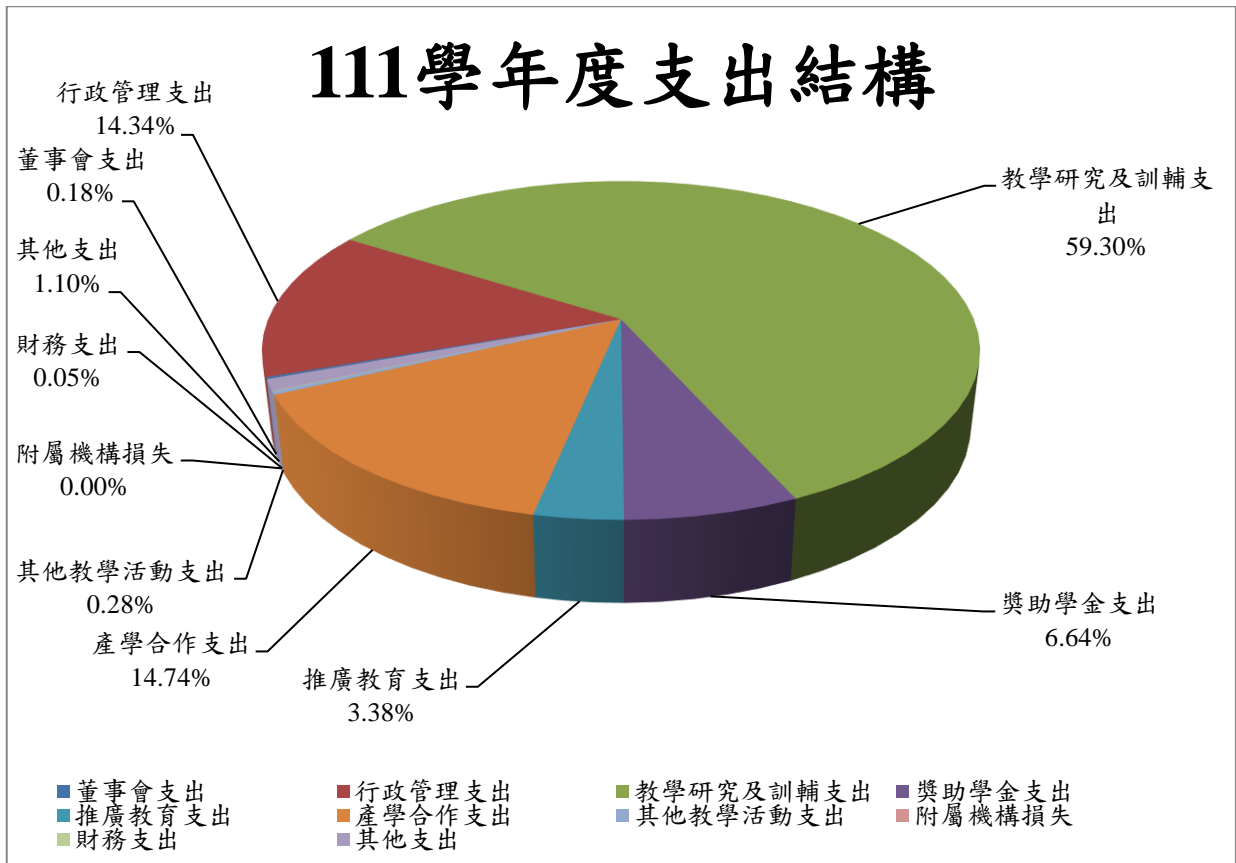
2.近 3 年學校支出分析(109-111)

項目/學年度	109		110		111	
	元	百分比	元	百分比	元	百分比
董事會支出	6,070,906	0.20%	5,425,924	0.18%	5,834,545	0.18%
人事費	4,192,611	0.14%	3,668,884	0.12%	2,871,965	0.09%
業務費	1,029,055	0.03%	1,082,798	0.04%	1,327,750	0.04%
維護費	0	0.00%	0	0.00%	301,040	0.01%
退休撫卹費	80,916	0.00%	85,912	0.00%	88,860	0.00%
出席及交通費	726,000	0.02%	386,000	0.01%	969,230	0.03%
折舊及攤銷	42,324	0.00%	202,330	0.01%	275,700	0.01%
行政管理支出	481,094,917	15.81%	474,183,280	15.46%	476,184,803	14.34%
人事費	359,225,114	11.81%	363,470,177	11.85%	362,143,871	10.91%
業務費	47,121,300	1.55%	41,036,535	1.34%	40,598,262	1.22%
維護費	9,941,850	0.33%	8,684,344	0.28%	8,518,765	0.26%
退休撫卹費	23,143,722	0.76%	20,990,514	0.68%	25,976,617	0.78%
折舊及攤銷	41,662,931	1.37%	40,001,710	1.30%	38,947,288	1.17%
教學研究及訓輔支出	1,823,932,198	59.94%	1,777,249,611	57.95%	1,969,459,017	59.30%
人事費	860,758,258	28.29%	881,299,524	28.74%	912,498,608	27.47%
業務費	555,741,222	18.26%	534,826,711	17.44%	632,711,544	19.05%
維護費	101,374,039	3.33%	63,058,844	2.06%	51,932,321	1.57%
退休撫卹費	31,994,470	1.05%	32,312,339	1.05%	30,916,207	0.93%
折舊及攤銷	274,064,209	9.01%	265,752,193	8.67%	341,400,337	10.28%
獎助學金支出	208,442,452	6.85%	206,673,849	6.74%	220,441,353	6.64%
獎學金支出	42,529,820	1.40%	41,043,657	1.34%	43,937,926	1.32%
政府補助	17,482,377	0.57%	17,570,533	0.57%	20,035,414	0.60%
校內補助	13,106,790	0.43%	10,813,247	0.35%	13,890,009	0.42%
民間捐助	11,940,653	0.39%	12,659,877	0.41%	10,012,503	0.30%
助學金支出	165,912,632	5.45%	165,630,192	5.40%	176,503,427	5.32%
政府補助	36,160,023	1.19%	41,435,129	1.35%	41,879,026	1.26%
校內補助	111,031,171	3.65%	106,773,034	3.48%	24,448,829	0.74%
民間捐助	18,721,438	0.62%	17,422,029	0.57%	110,175,572	3.32%
推廣教育支出	96,452,745	3.17%	103,363,366	3.37%	112,241,519	3.38%
人事費	71,404,313	2.35%	75,915,550	2.48%	83,542,876	2.52%
業務費	21,734,338	0.71%	23,750,658	0.77%	25,030,710	0.75%
維護費	595,018	0.02%	145,400	0.00%	109,246	0.00%

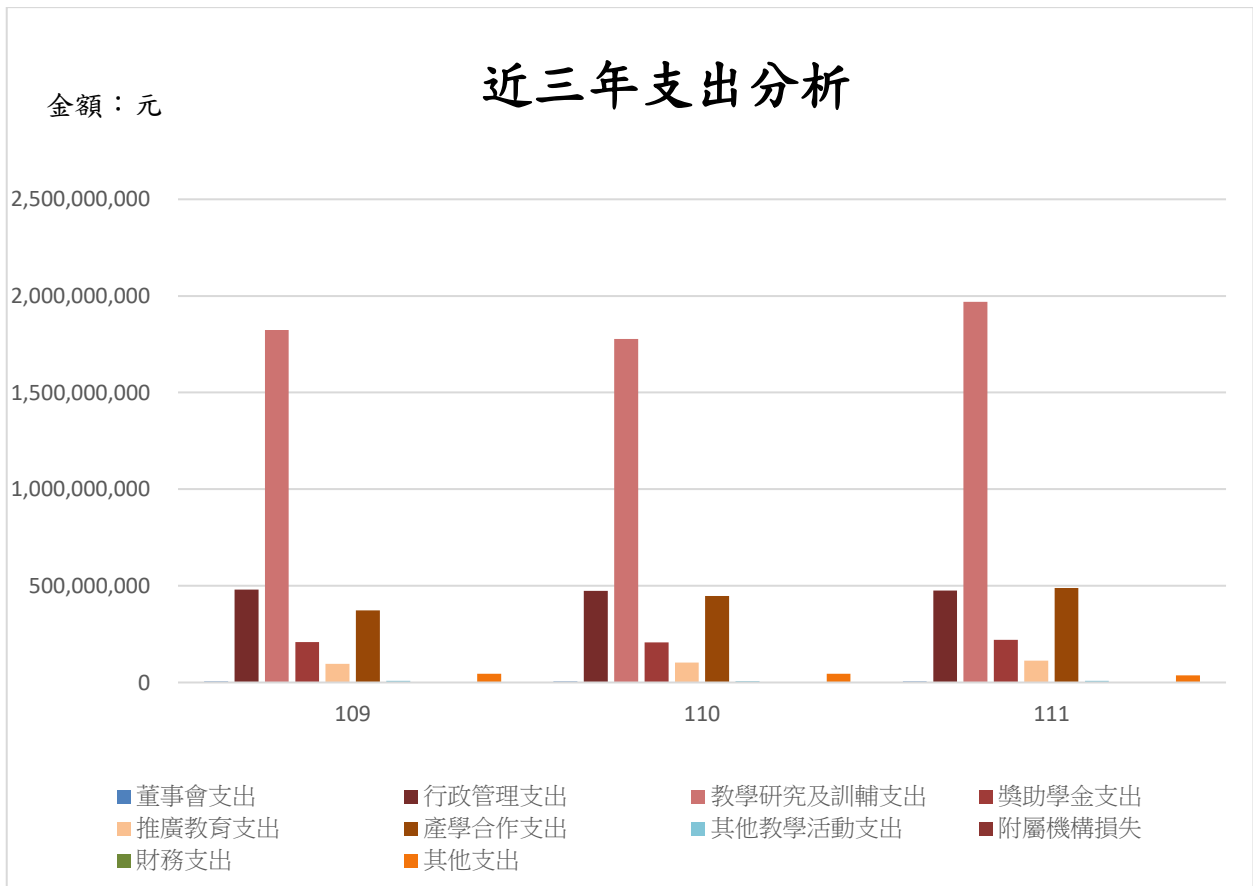
項目/學年度	109		110		111	
	元	百分比	元	百分比	元	百分比
退休撫卹費	1,163,978	0.04%	1,339,642	0.04%	1,579,528	0.05%
折舊及攤銷	1,555,098	0.05%	2,212,116	0.07%	1,979,159	0.06%
產學合作支出	372,969,799	12.26%	447,030,334	14.58%	489,702,100	14.74%
人事費	214,643,472	7.05%	229,757,119	7.49%	241,314,984	7.26%
業務費	126,489,530	4.16%	186,148,057	6.07%	217,521,985	6.55%
維護費	28,000	0.00%	0	0.00%	0	0.00%
折舊及攤銷	31,808,797	1.05%	31,125,158	1.01%	30,865,131	0.93%
其他教學活動支出	7,877,615	0.26%	7,331,173	0.24%	9,384,689	0.28%
人事費	6,624,961	0.22%	5,980,564	0.20%	6,285,146	0.19%
業務費	1,252,654	0.04%	1,350,609	0.04%	3,099,543	0.09%
附屬機構損失	437,222	0.01%	41,977	0.00%	0	0.00%
財務支出	1,209,274	0.04%	1,209,639	0.04%	1,561,739	0.05%
利息費用	1,209,274	0.04%	1,209,639	0.04%	1,561,739	0.05%
投資損失	0	0.00%	0	0.00%	0	0.00%
其他支出	44,293,406	1.46%	44,351,382	1.45%	36,618,014	1.10%
試務費支出	7,658,944	0.25%	6,407,511	0.21%	6,447,909	0.19%
財產交易短絀	26,428,911	0.87%	29,440,472	0.96%	19,140,331	0.58%
超額年金給付	6,097,710	0.20%	7,125,466	0.23%	7,879,002	0.24%
雜項支出	4,107,841	0.14%	1,377,933	0.04%	3,150,772	0.09%
合 計	3,042,780,534	100.00%	3,066,860,535	100.00%	3,321,427,779	100.00%

※詳細資料請參閱本校年度財務報表，網址：

<https://acct.cycu.edu.tw/財務報表/>



111 學年度支出結構



近三年支出分析(109-111)